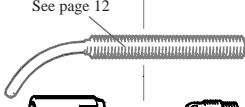
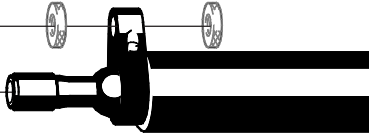



# HEAD ACCESSORIES:

## 2 SERIES: (CWM230)

CUP	COLLET BODY	COLLET	HEATSHIELD	TORCH
<p>See page 12</p> 				 <p><b>USED ON THE FOLLOWING CK TIG TORCH MODEL:</b></p> <p>CWM230</p>
<p><b>ALUMINA</b></p> <p>2A4 (13N08) 2A5 (13N09) 2A6 (13N10) 2A7 (13N11) 2A8 (13N12) 2A10 (13N13)</p> <p><b>CERAMIC</b></p> <p>2C4 (13N14) 2C5 (13N15) 2C6 (13N16) 2C7 (13N17) 2C8 (13N18) 2C10 (13N19)</p>	<p><b>STANDARD</b></p> <p>2CB20 (13N25) 2CB40 (13N26) 2CB116 (13N27) 2CB332 (13N28) 2CB418 (13N29)</p>	<p><b>STANDARD</b></p> <p>2C20 (13N20) 2C40 (13N21) 2C116 (13N22) 2C332 (13N23) 2C418 (13N24)</p> <p><b>WEDGE</b></p> <p>2C040GS (None) 2C116GS (None) 2C332GS (None) 2C418GS (None)</p> <p><b>REVERSE</b></p> <p>6C20 (None) 6C40 (None) 6C116 (None) 6C332 (None) 6C418 (None)</p>	<p><b>STANDARD</b></p> <p>2GHS (None)</p>	
 <p><b>ALUMINA</b></p> <p>2AG4 (53N58) 2AG5 (53N59) 2AG6 (53N60) 2AG7 (53N61)</p>	<p><b>GAS LENS</b></p> <p>2GL20 (45V41) 2GL40 (45V42) 2GL116 (45V43) 2GL332 (45V44) 2GL418 (45V45)</p>	<p><b>STANDARD</b></p> <p>See Above</p> <p><b>WEDGE</b></p> <p>See Above</p> <p><b>REVERSE</b></p> <p>See Above</p>	<p><b>STANDARD</b></p> <p>See Above</p>	