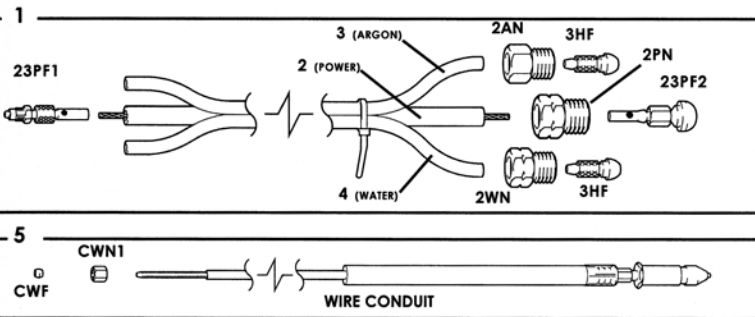
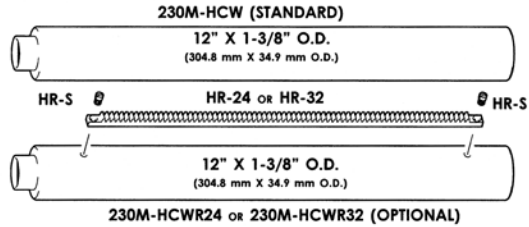
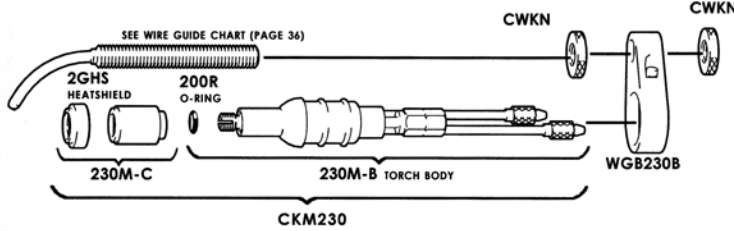


**CWM2312 WATER COOLED**

**RATING @ 100% DUTY CYCLE: 300 AMP ACHF OR DCSP**

**HEAD ACCESSORIES: 2 SERIES (13NXX SERIES) (SEE PAGE 48)**

**POWER CABLE ADAPTOR: 2PCA (45V11)**



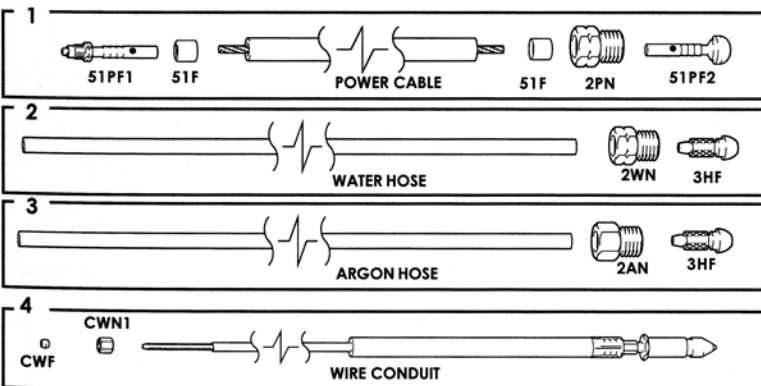

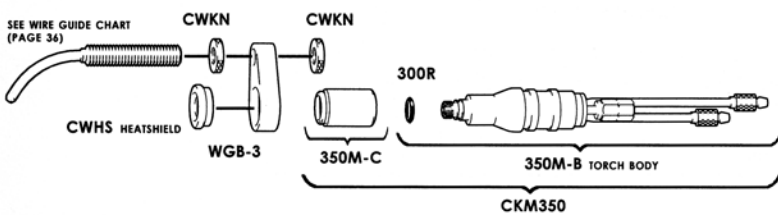
	STANDARD CABLES	SUPERFLEX CABLES
	<b>TRI-FLEX POWER CABLES</b>	<b>3 PIECE ASSEMBLY</b>
<b>1</b>	12-1/2 FT (3.8M): <b>2312TF</b> 25 FT (7.6M): <b>2325TF</b>	12-1/2 FT (3.8M): <b>2312SF</b> 25 FT (7.6M): <b>2325SF</b>
	<b>POWER CABLE</b>	<b>POWER CABLE</b>
<b>2</b>	12-1/2 FT (3.8M): <b>2312PC</b> 25 FT (7.6M): <b>2325PC</b>	12-1/2 FT (3.8M): <b>2312PCSF</b> 25 FT (7.6M): <b>2325PCSF</b>
	<b>ARGON HOSE</b>	<b>ARGON HOSE</b>
<b>3</b>	12-1/2 FT (3.8M): <b>212AH</b> 25 FT (7.6M): <b>225AH</b>	12-1/2 FT (3.8M): <b>212AHSF</b> 25 FT (7.6M): <b>225AHSF</b>
	<b>WATER HOSE</b>	<b>WATER HOSE</b>
<b>4</b>	12-1/2 FT (3.8M): <b>212WH</b> 25 FT (7.6M): <b>225WH</b>	12-1/2 FT (3.8M): <b>212WHSF</b> 25 FT (7.6M): <b>225WHSF</b>
	<b>WIRE CONDUIT</b>	
<b>5</b>	<b>SEE CHART ON PAGE 36</b>	

**CWM3512 WATER COOLED**

**RATING @ 100% DUTY CYCLE: 400 AMP ACHF OR DCSP**

**HEAD ACCESSORIES: 3 SERIES (10NXX SERIES) (SEE PAGE 50)**

**POWER CABLE ADAPTOR: 2PCA (45V11)**



	STANDARD CABLES	SUPERFLEX CABLES
	<b>POWER CABLE</b>	<b>POWER CABLE</b>
<b>1</b>	12-1/2 FT (3.8M): <b>512PC</b> 25 FT (7.6M): <b>525PC</b>	12-1/2 FT (3.8M): <b>512PCSF</b> 25 FT (7.6M): <b>525PCSF</b>
	<b>ARGON HOSE</b>	<b>ARGON HOSE</b>
<b>2</b>	12-1/2 FT (3.8M): <b>312AH</b> 25 FT (7.6M): <b>325AH</b>	12-1/2 FT (3.8M): <b>312AHSF</b> 25 FT (7.6M): <b>325AHSF</b>
	<b>WATER HOSE</b>	<b>WATER HOSE</b>
<b>3</b>	12-1/2 FT (3.8M): <b>312WH</b> 25 FT (7.6M): <b>325WH</b>	12-1/2 FT (3.8M): <b>312WHSF</b> 25 FT (7.6M): <b>325WHSF</b>
	<b>WIRE CONDUIT</b>	
<b>5</b>	<b>SEE CHART ON PAGE 36</b>	