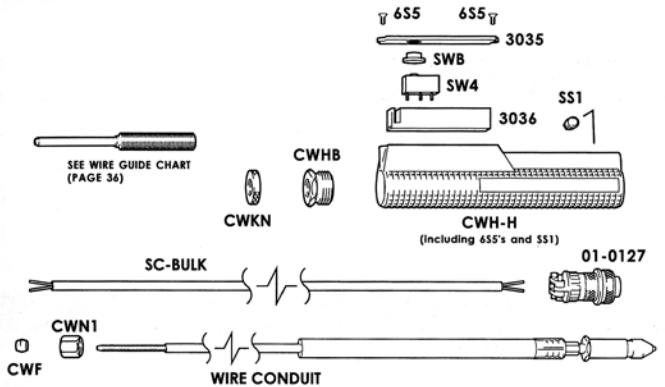


CWH - CWM - CWMES

CWH - HAND-HELD



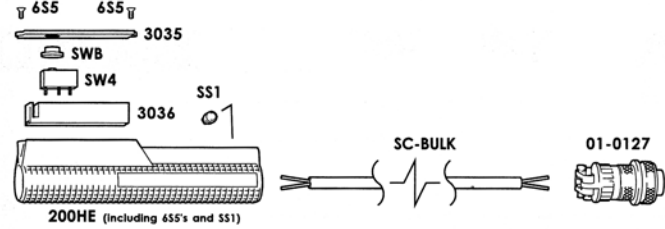
CWH (SOFT WIRE):

WIRE SIZE/TYPE	PART NUMBER
.030 (.8 mm) SOFT	CWH-030S
.035 (.9 mm) SOFT	CWH-035S
.045 (1.1 mm) SOFT	CWH-045S
1/16 (1.6 mm) SOFT	CWH-116S

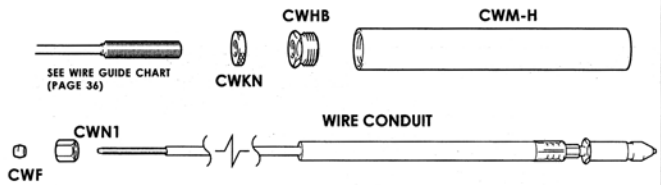
CWH (HARD WIRE):

WIRE SIZE/TYPE	PART NUMBER
.030 (.8 mm) HARD	CWH-030H
.035 (.9 mm) HARD	CWH-035H
.045 (1.1 mm) HARD	CWH-045H
1/16 (1.6 mm) HARD	CWH-116H

CWMES



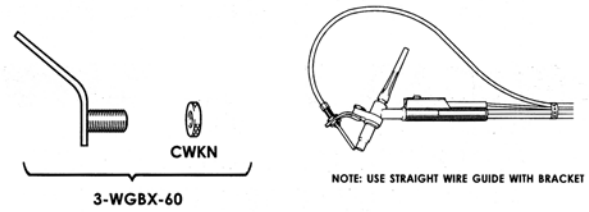
CWM - MACHINE MOUNT



CWM:

WIRE SIZE/TYPE	PART NUMBER
.030 (.8 mm) SOFT	CWM-030S
.030 (.8 mm) HARD	CWM-030H
.035 (.9 mm) SOFT	CWM-035S
.035 (.9 mm) HARD	CWM-035H
.045 (1.1 mm) SOFT	CWM-045S
.045 (1.1 mm) HARD	CWM-045H
1/16 (1.6 mm) SOFT	CWM-116S
1/16 (1.6 mm) HARD	CWM-116H

EXTENSION BRACKET



RECOMMENDED COLD WIRE CONDUIT AND WIRE GUIDES

TIG TORCH	WIRE SIZE	WIRE TYPE	PART NUMBER				
			WIRE CONDUIT	WIRE GUIDE	TUBE	TIP	BRACKET EXTENSION
BODY MOUNTED: CWH180 CWH230 CWM230	.023 (.5 mm) - .030 (.8 mm)	HARD	CW-FC	CWG030B	CWGB	CWT030	
	.023 (.5 mm) - .030 (.8 mm)	SOFT	NOT RECOMMENDED	N/A	N/A	N/A	
	.035 (.9 mm)	HARD	CW-FC	CWG035B	CWGB	CWT035	
	.035 (.9 mm)	SOFT	CW-FCN	CWG035B	CWGB	CWT035	
	.045 (1.1 mm)	HARD	CW-FC	CWG045B	CWGB	CWT045	
FRONT MOUNTED: CWH1300 CWH350 CWM350 CWM400 CWM500	3/64 (1.2 mm)	SOFT	CW-FCN	CWG116B	NONE	NONE	
	.023 (.5 mm) - .030 (.8 mm)	HARD	CW-FC	CWG030H	CWGH	CWT030	
	.023 (.5 mm) - .030 (.8 mm)	SOFT	NOT RECOMMENDED	N/A	N/A	N/A	
	.035 (.9 mm)	HARD	CW-FC	CWG035H	CWGH	CWT035	
	.035 (.9 mm)	SOFT	CW-FCN	CWG035H	CWGH	CWT035	
	.045 (1.1 mm)	HARD	CW-FC	CWG045H	CWGH	CWT045	
	3/64 (1.2 mm)	SOFT	CW-FCN	CWG116H	NONE	NONE	
1/16 (1.6 mm)	HARD	CW-FC116	CWG116H	NONE	NONE	3-WGBX-60	
1/16 (1.6 mm)	SOFT	CW-FCN116	CWG116H	NONE	NONE	3-WGBX-60	
SEPERATE MACHINE AND HAND HELD FEED UNITS: CWH CWM	.023 (.5 mm) - .030 (.8 mm)	HARD	CW-FC	CWG030HS	CWGHS	CWT030	
	.023 (.5 mm) - .030 (.8 mm)	SOFT	CW-FCN	CWG030HS	CWGHS	CWT030	
	.035 (.9 mm)	HARD	CW-FC	CWG035HS	CWGHS	CWT035	
	.035 (.9 mm)	SOFT	CW-FCN	CWG035HS	CWGHS	CWT035	
	.045 (1.1 mm)	HARD	CW-FC	CWG045HS	CWGHS	CWT045	
	3/64 (1.2 mm)	SOFT	CW-FCN	CWG116HS	NONE	NONE	
	1/16 (1.6 mm)	HARD	CW-FC116	CWG116HS	NONE	NONE	
1/16 (1.6 mm)	SOFT	CW-FCN116	CWG116HS	NONE	NONE		